

RESEARCH PAPER: THE POWER OF MYTH



WHAT I AM LOOKING FOR:


- Typed Length:
 - 500 words (not including the Works Cited).
 - Maximum: Endless ☺
- Good title
- Font type: Arial, Times New Roman, Helvetica
- Font size: 10pt - 12pt
- **INTRODUCTION:** Start with a hook, introduce the idea of myth and define what it is and what you will discuss
- **THESIS:** A 1-sentence thesis that includes your topic (your myth) and your claim (true/false?) + reasons (what will your paragraphs discuss for why true/false?)
- **TWO-THREE BODY PARAGRAPHS:** Each paragraph should cover one specific reason in depth with evidence for why you believe your myth to be true/false
- **ONE COUNTERARGUMENT PARAGRAPH:** At least one body paragraph should address the other side's argument then offer a rebuttal to support your side.
- **CONCLUSION:** that restates the thesis and offers an insightful ending or call to action.
- At least two sources (2-3 research sources or more)
- Quotes from sources
- Accurate parenthetical citations.
- Works Cited page
- Aversion to using a 1st person (I, my, me) or 2nd person (you, your) point of view

Choose a myth, conspiracy theory, or popular belief:

- | | | | |
|-------------|---------------------|---------------|-------------------|
| ▪ Dragons, | ▪ Dire wolves, | ▪ Krakens, | ▪ Big Foot, |
| ▪ Amazons, | ▪ Tower of Babel, | ▪ Berserkers, | ▪ Your choice.... |
| ▪ Atlantis, | ▪ Noah's Arc or the | ▪ Moby Dick, | |
| ▪ Unicorns, | Great Flood of the | ▪ Cyclops, | |
| ▪ Mermaids, | Bible | ▪ Chupacabra, | |

Your essay should include:






- An introduction that starts with a hook, introduces the idea of myth and defines what it is and what you will discuss,
- a specific thesis that includes your topic + your claim + reasons
- body paragraphs that focus on a different major point and follows the A.T.E. structure:
 - **Topic sentence + signal phrase + quote + explanation** (+ quote + explanation + quote + explanation and so on until you've proven your point, always connecting to answer/topic sentence...)
- specific topic sentences that state the reason you believe/do not believe the myth and connect to the thesis, and
- At least one counterargument paragraph: address the other side's argument then offer a rebuttal to support your side.
- a conclusion that restates the thesis and offers an insightful ending or call to action.



THINK ABOUT: What are popular myths, creatures, or ideas you've always wondered about? Do you believe? Are you unsure? Take this moment to do some research! You may not totally make up your mind by the end, but you will come a little closer. By the end however, you will have to make a clear argument on the topic. You may not be 100% sure, but you will have to take a stand, so keep that in mind...

WRITE: Write a four- to five-paragraph essay with an introduction, conclusion, thesis, topic sentences, quotes, and research to whether a myth of your choice is true or false (or mostly true or false). Offer at least one reason, and one counterargument for the other side. Additional research and paragraphs may be added for extra credit.) Use parenthetical citations and a Works Cited page to show where your research came from.

SAMPLE STRUCTURE

Paragraph 1	→	<p style="text-align: center;">INTRODUCTION</p> <p><i>HOOK; Introduce myth...</i> <i>SAMPLE THESIS: The ancient myth of _____, though often dismissed is (true/false) because (reason 1) and (reason 2).</i></p>	
Paragraph 2	→	<p style="text-align: center;">MANDATORY: EXPLANATION OF FIRST REASON YOU BELIEVE THE MYTH TO BE TRUE/FALSE.</p> <p>Topic Sentence: <i>First, a reason to (believe/not believe) that (topic) (exists/does not exist) is (first reason). This is seen when.....</i></p>	
Paragraph 3	→	<p style="text-align: center;">(Optional EXPLANATION OF ADDITIONAL REASONS YOU BELIEVE THE MYTH TO BE TRUE/FALSE – <u>separate paragraph per reason.</u>)</p> <p>Topic Sentence: <i>Additionally, another reason to (believe/not believe) that (topic) (exists/does not exist) is (additional reason). This is seen when.....</i></p>	
Paragraph 4	→	<p style="text-align: center;">MANDATORY: COUNTRARGUMENT PARAGRAPH</p> <p>Topic Sentence: <i>However, some people believe (give the other side) because they think (give their reason). However, what they may not be considering is (offer a rebuttal). This is seen when.....</i></p>	
Paragraph 5	→	<p style="text-align: center;">CONCLUSION</p> <p><i>RESTATE THESIS: With the research available, a good argument can be made that (your myth) is (your belief) because (your reasons). (End with some moving statements on the power of myth, fantasy, belief, history, your topic, or have a call to action. Make them care! The end....)</i></p>	

Sources

You will need to use at least two CREDIBLE outside source (more sources = bonus points), one coming from the library or databases. This outside source should be:

- A book you find on your own or that you own, or
- An article you have found through the library's databases (required).
- A CREDIBLE website (no Wikipedia, blogs, personal webpages, etc. .Gov and .org sites are usually credible, but not always. Check the background of the site to see if it is to be trusted)

I will need you to print:

- (1) the publication information for the book/article you are using (i.e. title page or publication page) as well as**
- (2) the pages you quote from or refer to.**
- (3) Have these ready to turn in with your final paper.**